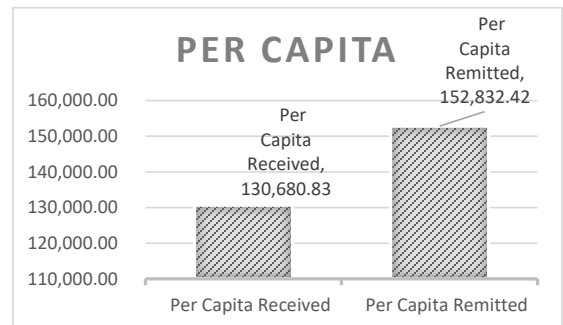
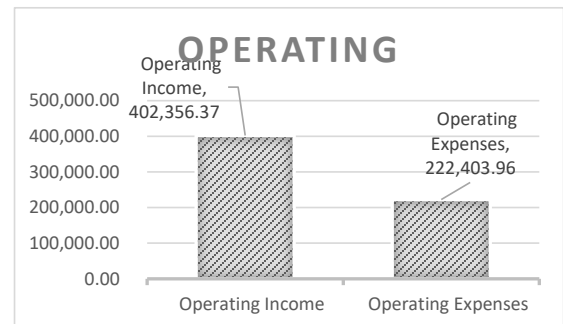
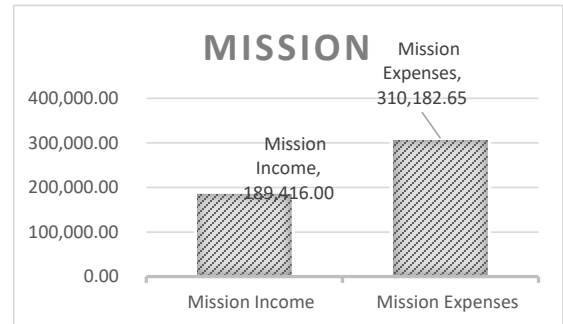


Heartland Presbytery 2018 Budget January - September, 2018

	Actual	Total Budget	% of Budget
Income			
Mission Income	189,416.00	497,082.88	38.11%
Operating Income	402,356.37	475,447.83	84.63%
Per Capita Received	130,680.83	152,832.42	85.51%
Total Income	\$ 722,453.20	\$ 1,125,363.13	64.20%
Expenses			
Mission Expenses	310,182.65	497,082.88	62.40%
Operating Expenses	222,403.96	475,447.83	46.78%
Per Capita Remitted	152,832.42	152,832.42	100.00%
Total Expenses	\$ 685,419.03	\$ 1,125,363.13	60.91%
Net Income	\$ 37,034.17	\$ 0.00	



Heartland Presbytery Balance Sheet As of September 30, 2018

	Total
ASSETS	
Total Current Assets	\$ 507,829.88
Total Other Assets	\$ 1,559,888.10
TOTAL ASSETS	\$ 2,067,717.98
LIABILITIES AND EQUITY	
Liabilities	
Total Credit Cards	\$ 1,842.33
Total Other Current Liabilities	\$ 31,693.11
Total Liabilities	\$ 33,535.44
Equity	
Restricted Funds	1,060,183.70
Unrestricted Funds	973,998.84
Total Equity	\$ 2,034,182.54
TOTAL LIABILITIES AND EQUITY	\$ 2,067,717.98

Heartland Presbytery
2018 Budget
 January - September, 2018

	Total		% of Budget
	Actual	Budget	
Income			
Mission Income			
1204160 Shared Mission - HP	156,387.42	442,414.88	35.35%
1204166 Mission Supplement from Minister Members	7,885.00	20,000.00	39.43%
1204175 Endowment Income	7,914.42	14,000.00	56.53%
1204180 Interest - Mission	17,068.16	16,200.00	105.36%
1204190 Church Resource Center	161.00	4,468.00	3.60%
Total Mission Income	\$ 189,416.00	\$ 497,082.88	38.11%
Operating Income			
1104110 Per Capita for HP	402,356.37	475,447.83	84.63%
Total Operating Income	\$ 402,356.37	\$ 475,447.83	84.63%
Per Capita Received			
1104111 Per Capita Received for SoMA	34,408.59	40,639.20	84.67%
1104112 Per Capita Received for GA	96,272.24	112,193.22	85.81%
Total Per Capita Received	\$ 130,680.83	\$ 152,832.42	85.51%
Total Income	\$ 722,453.20	\$ 1,125,363.13	64.20%
Expenses			
Mission Expenses			
CMD Congregational Ministries			
1207130 CMD Administration		100.00	0.00%
1207148 PLACE		350.00	0.00%
1207152 Triennium, Major Events	3,000.00	3,000.00	100.00%
1207156 Youth Programming (Jr/Sr High)	2,091.79	2,000.00	104.59%
1207160 Events & Workshops		250.00	0.00%
Total CMD Congregational Ministries	\$ 5,091.79	\$ 5,700.00	89.33%
COM(m) Committee on Ministry (mission)			
1207201 Residency Program		9,000.00	0.00%
Total COM(m) Committee on Ministry (mission)	\$ 0.00	\$ 9,000.00	0.00%
CPM(m) Com Prep Ministry (mission)			
1207512 Candidate Scholarship/Rest	5,250.00	14,000.00	37.50%
Total CPM(m) Com Prep Ministry (mission)	\$ 5,250.00	\$ 14,000.00	37.50%
CPR Congregational Plant & Revital			
1207100 CPR Administration		50.00	0.00%
1207112 Undesig Mission Partner Grant		10,250.00	0.00%
1207405 Redevelopment Projects	18,290.00	20,000.00	91.45%
1207409 New Church Development	20,780.00	20,000.00	103.90%
Total CPR Congregational Plant & Revital	\$ 39,070.00	\$ 50,300.00	77.67%
HPC Heartland Presbyterian Center			

Heartland Presbytery
2018 Budget
 January - September, 2018

	Total		% of Budget
	Actual	Budget	
1207808 HPC Grant	47,250.00	63,000.00	75.00%
Total HPC Heartland Presbyterian Center	\$ 47,250.00	\$ 63,000.00	75.00%
LAMP Linwood Area Ministry Place			
1207731 Rent or Lease of Buildings	52,847.55	70,461.48	75.00%
1207810 LAMP Administration	0.00	50.00	0.00%
Total LAMP Linwood Area Ministry Place	\$ 52,847.55	\$ 70,511.48	74.95%
MSJ Mission & Social Justice			
1207424 Community Mission	950.00	5,000.00	19.00%
1207428 Guatemala Partnership	4,000.00	2,000.00	200.00%
1207804 SJ-Interfaith Community Service	15,004.64	20,000.00	75.02%
Total MSJ Mission & Social Justice	\$ 19,954.64	\$ 27,000.00	73.91%
PER(m) Personnel (mission)			
AEP/CV AEP/Congregation Vitality			
1207640 AEP/Cong Vitality Salary	32,392.27	45,900.00	70.57%
1207641 AEP/Cong Vitality Housing	4,080.00	6,120.00	66.67%
1207642 AEP/Cong Vitality Benefits	15,659.82	20,879.40	75.00%
1207643 AEP/Cong Vitality Prof Exp	3,019.64	7,000.00	43.14%
Total AEP/CV AEP/Congregation Vitality	\$ 55,151.73	\$ 79,899.40	69.03%
MSUP NCD Pastor at The Sanctuary Place			
1207790 TSP Pastor Salary		20,600.00	0.00%
1207791 TSP Pastor Housing		20,000.00	0.00%
1207795 TSP Pastor Benefits		15,872.00	0.00%
Total MSUP NCD Pastor at The Sanctuary Place	\$ 0.00	\$ 56,472.00	0.00%
Total PER(m) Personnel (mission)	\$ 55,151.73	\$ 136,371.40	40.44%
PUIMN Urban/Immigrant Ministry Ntwk			
140931- PUIMN Grant Beneficiaries		4,300.00	0.00%
1409310 KCKS Argentine Presbyterian Ch	4,387.50	5,850.00	75.00%
1409312 KCMO Covenant Presbyterian Ch	7,387.51	9,850.00	75.00%
1409314 RAYTOWN Faith PC	7,387.51	9,850.00	75.00%
1409318 KCKS Grandview Park	7,387.51	9,850.00	75.00%
1409319 KCMO Haitian Fellowship	7,387.51	9,850.00	75.00%
1409320 KCMO Linwood United Church	7,500.01	10,000.00	75.00%
1409321 KCMO Northeastminster	6,637.50	8,850.00	75.00%
1409322 KCMO St. Mark's	7,387.51	9,850.00	75.00%
1409324 KCMO Westport	6,900.02	9,200.00	75.00%
1409326 KCMO St Paul	7,387.51	9,850.00	75.00%
1409328 Arabic Presbyterian Fellowship	7,387.51	9,850.00	75.00%
1409329 PVKS Neema Presbyterian Church	7,387.51	9,850.00	75.00%
Total 140931- PUIMN Grant Beneficiaries	\$ 84,525.11	\$ 117,000.00	72.24%

Heartland Presbytery
2018 Budget
 January - September, 2018

	Total		
	Actual	Budget	% of Budget
Total PUIMN Urban/Immigrant Ministry Ntwk	\$ 84,525.11	\$ 117,000.00	72.24%
SMI Stewardship & Mission Interp			
1207442 Stewardship Promotion	1,000.00	3,000.00	33.33%
1207450 SMI Administration	41.83	200.00	20.92%
Total SMI Stewardship & Mission Interp	\$ 1,041.83	\$ 3,200.00	32.56%
WF Worship & Fellowship			
1207438 Community Building		500.00	0.00%
1207440 W&F Administration		500.00	0.00%
Total WF Worship & Fellowship	\$ 0.00	\$ 1,000.00	0.00%
Total Mission Expenses	\$ 310,182.65	\$ 497,082.88	62.40%
Operating Expenses			
BA Business Affairs			
1106440 Legal Counsel	10,000.00	10,000.00	100.00%
1106441 Audit	6,261.12	12,000.00	52.18%
1106442 Insurance - W/C, P&C	-3,724.61	10,000.00	-37.25%
1106715 New Equipment		6,500.00	0.00%
1106716 Equipment Repair	625.28	3,200.00	19.54%
1106717 Maintenance Agreements	1,090.00	4,650.00	23.44%
1106718 Furniture		200.00	0.00%
1106719 Operating	8,654.95	2,000.00	432.75%
1106720 Supplies	1,191.09	7,000.00	17.02%
1106721 Printing	1,175.00	4,400.00	26.70%
1106722 Telephone	2,628.78	8,000.00	32.86%
1106723 Books/Subscriptions	1,861.95	2,000.00	93.10%
1106724 Payroll Processing	1,288.06	2,000.00	64.40%
1106725 Postage	1,280.99	3,000.00	42.70%
Total BA Business Affairs	\$ 32,332.61	\$ 74,950.00	43.14%
CCRE Committee on Commissioned Ruling Elders			
1106370 CCRE Administration	382.98	2,000.00	19.15%
Total CCRE Committee on Commissioned Ruling Elders	\$ 382.98	\$ 2,000.00	19.15%
CNCL Council			
1106110 Presbyterian Meeting Program		300.00	0.00%
1106112 Presbytery Meals	111.65	500.00	22.33%
1106114 Presbytery Off-Site Expense		400.00	0.00%
1106115 Permanent Judicial Commission		500.00	0.00%
1106116 GA/SMA Commissioner Orientation		100.00	0.00%
1106118 Office of Moderator Expense	304.20	1,200.00	25.35%
1106119 Council Moderator Expense		500.00	0.00%
1106120 Council Administration		300.00	0.00%

Heartland Presbytery
2018 Budget
 January - September, 2018

	Total		
	Actual	Budget	% of Budget
1106121 Council Meeting Expense	152.42	200.00	76.21%
1106123 Business Affairs Committee		50.00	0.00%
1106124 Personnel Committee	50.00	600.00	8.33%
1106126 Sexual Misconduct Resp Panel		300.00	0.00%
1106369 Administrative Commission		200.00	0.00%
Total CNCL Council	\$ 618.27	\$ 5,150.00	12.01%
COM(o) Committee on Ministry (operating)			
1106356 COM Administration	832.14	2,200.00	37.82%
1106359 Case Counseling		500.00	0.00%
Total COM(o) Committee on Ministry (operating)	\$ 832.14	\$ 2,700.00	30.82%
COR Committee on Representation			
1106352 COR Administration		100.00	0.00%
Total COR Committee on Representation	\$ 0.00	\$ 100.00	0.00%
CPM(o) Com Prep Ministry (operating)			
1106357 CPM Administration	2,254.60	750.00	300.61%
1106360 Candidate Evaluation		4,000.00	0.00%
Total CPM(o) Com Prep Ministry (operating)	\$ 2,254.60	\$ 4,750.00	47.47%
NOM Committee on Nominations			
1106350 NOM Administration		25.00	0.00%
Total NOM Committee on Nominations	\$ 0.00	\$ 25.00	0.00%
Other Operating Budget Items			
Allocation of Prior Year Net (income) Loss		-2,338.15	0.00%
Unpaid Per Capita Allowance		31,464.06	0.00%
Total Other Operating Budget Items	\$ 0.00	\$ 29,125.91	0.00%
PER(o) Personnel (operating)			
1106273 Staff Support & Development		500.00	0.00%
EP Executive Presbyter			
1106140 Executive Presbyter Salary		52,856.93	0.00%
1106141 Executive Presbyter Housing		25,500.00	0.00%
1106142 Executive Presbyter Benefits		30,624.06	0.00%
1106143 Executive Presbyter Prof Exp	6,017.91	12,000.00	50.15%
Total EP Executive Presbyter	\$ 6,017.91	\$ 120,980.99	4.97%
OSUP Operations Support			
1106290 Opr Support Staff Salaries	72,774.63	103,853.53	70.07%
1106292 Opr Support Staff Benefits	57,856.05	77,138.45	75.00%
1106295 Opr Support Staff Business Exp	1,168.43	850.00	137.46%
1106297 Opr Support Staff FICA	5,222.19	7,944.81	65.73%
Total OSUP Operations Support	\$ 137,021.30	\$ 189,786.79	72.20%
SCLK Stated Clerk			

Heartland Presbytery
2018 Budget
 January - September, 2018

	Total		% of Budget
	Actual	Budget	
1106130 Stated Clerk Salary	35,508.96	34,722.84	102.26%
1106133 Stated Clerk Prof Exp	4,914.26	8,000.00	61.43%
1106134 Stated Clerk FICA	2,520.93	2,656.30	94.90%
Total SCLK Stated Clerk	\$ 42,944.15	\$ 45,379.14	94.63%
Total PER(o) Personnel (operating)	\$ 185,983.36	\$ 356,646.92	52.15%
Total Operating Expenses	\$ 222,403.96	\$ 475,447.83	46.78%
Per Capita Remitted			
1106397 Per Capita Remitted to SoMA	40,639.20	40,639.20	100.00%
1106398 Per Capita Remitted to GA	112,193.22	112,193.22	100.00%
Total Per Capita Remitted	\$ 152,832.42	\$ 152,832.42	100.00%
Total Expenses	\$ 685,419.03	\$ 1,125,363.13	60.91%
Net Income	\$ 37,034.17	\$ 0.00	

Heartland Presbytery
Balance Sheet
As of September 30, 2018

	Total
ASSETS	
Current Assets	
Bank Accounts	
100 Cash	
1001000 UMB	31,401.99
1001001 UMB Sweep	455,087.69
1001002 Petty Cash	74.73
1001004 PayPal	11,743.27
Total 100 Cash	\$ 498,307.68
PayPal Funds Transfer Account	9,522.20
Total Bank Accounts	\$ 507,829.88
Total Current Assets	\$ 507,829.88
Other Assets	
Restricted Assets	
RE Restricted Assets by Endowment	
5001520 EA.HP.Presbytery Endowment (Pres Fdn)	92,327.09
4001462 HP.Presbytery Endowment-Mkt Adj (Pres Fdn)	-11,786.57
Total 5001520 EA.HP.Presbytery Endowment (Pres Fdn)	\$ 80,540.52
5001530 EA.HP.Asset Management (New Cov)	6,649.69
4001463 HP.Asset Management-Mkt Adj (New Cov)	4,559.92
Total 5001530 EA.HP.Asset Management (New Cov)	\$ 11,209.61
5001540 EA.CPM.DeWitt (Pres Fdn)	109,727.79
4001445 CPM.DeWitt-Mkt Adj (Pres Fdn)	3,567.72
Total 5001540 EA.CPM.DeWitt (Pres Fdn)	\$ 113,295.51
5001542 EA.CPM.HP Candidates (Pres Fdn)	48,920.84
4001446 CPM.HP Candidates-Mkt Adj (Pres Fdn)	4,953.00
Total 5001542 EA.CPM.HP Candidates (Pres Fdn)	\$ 53,873.84
5001544 EA.CPM.Zimmer (Pres Fdn)	73,127.70
4001450 CPM.Zimmer-Mkt Adj (Pres Fdn)	-10,347.17
Total 5001544 EA.CPM.Zimmer (Pres Fdn)	\$ 62,780.53
5001546 EA.HPC.Walters-Swanner (New Cov)	2,702.82
4001447 HPC.Walters-Swanner-Mkt Adj (New Cov)	4,194.23
Total 5001546 EA.HPC.Walters-Swanner (New Cov)	\$ 6,897.05
5001548 EA.CPM.Roy Caraway (Pres Fdn)	5,749.03
4001448 CPM.Roy Caraway-Mkt Adj (Pres Fdn)	582.06
Total 5001548 EA.CPM.Roy Caraway (Pres Fdn)	\$ 6,331.09
5001550 EA.CPM.Brown Marsh (Pres Fdn)	1,683.89
4001449 CPM.Brown Marsh-Mkt Adj (Pres Fdn)	161.47
Total 5001550 EA.CPM.Brown Marsh (Pres Fdn)	\$ 1,845.36
5001552 EA.CPM.Zimmer Ministerial Candidates (New Cov)	11,842.05
4001452 CPM.Zimmer Ministerial Candidates-Mkt Adj (New Cov)	6,224.53

Heartland Presbytery
Balance Sheet
As of September 30, 2018

	Total
Total 5001552 EA.CPM.Zimmer Ministerial Candidates (New Cov)	\$ 18,066.58
5001565 EA.CPM.John H Patton (Pres Fdn)	97,772.51
4001461 CPM.John H Patton-Mkt Adj (Pres Fdn)	-14,788.84
Total 5001565 EA.CPM.John H Patton (Pres Fdn)	\$ 82,983.67
5001566 EA..Virginia Childers (New Cov)	9,852.72
4001466 Virginia Childers-Mkt Adj (New Cov)	3,659.31
Total 5001566 EA..Virginia Childers (New Cov)	\$ 13,512.03
Total RE Restricted Assets by Endowment	\$ 451,335.79
RP Restricted Assets for Purpose	
4001422 RA.LAMP.CDC 1921 Bldg Wind 3133	334.75
4001425 RA.HP.CDC>ILP Urban NW Roanoke 3094	9,293.86
Total RP Restricted Assets for Purpose	\$ 9,628.61
Total Restricted Assets	\$ 460,964.40
Unrestricted Assets	
UD Unrestricted Designated Assets	
1001136 DA.HPC Line of Credit	173,573.63
1001300 DA.HPC Investment in Grace Hall	338,906.20
2001220 DA.LAMP.Invest - Linwood Prop	114,261.43
2001231 DA.CPR.Dess Caylor Church Redevelopment (Pres Fdn)	4,233.95
2001232 DA.HP.ODESSA New Horizon Loan	463,177.25
2001247 DA..Alice M Petitt Fund (Pres Fdn)	4,771.24
Total UD Unrestricted Designated Assets	\$ 1,098,923.70
Total Unrestricted Assets	\$ 1,098,923.70
Total Other Assets	\$ 1,559,888.10
TOTAL ASSETS	\$ 2,067,717.98
LIABILITIES AND EQUITY	
Liabilities	
Current Liabilities	
Credit Cards	
AMEX SimplyCash	1,842.33
Total Credit Cards	\$ 1,842.33
Other Current Liabilities	
1003228 Due Other Agencies	-246.05
1106276 Payroll Clearing Taxes	-663.66
1106278 Payroll Clearing Deductions (BoP/Fidelity)	-843.96
4004161 Mission Due SoMA	67.32
4004162 Mission Due GA	36.64
HOSTED Funds for Entities Unrelated to HP	
4003459 HOSTED.Stewardship Kaleidoscope	-262.90
4003461 HOSTED.Earthkeepers	1,052.03
4003464 HOSTED.Health Care Foundation (KC Covenant PC)	32,553.69

Heartland Presbytery

Balance Sheet

As of September 30, 2018

	Total
Total HOSTED Funds for Entities Unrelated to HP	\$ 33,342.82
Total Other Current Liabilities	\$ 31,693.11
Total Current Liabilities	\$ 33,535.44
Total Liabilities	\$ 33,535.44
Equity	
Restricted Funds	
RE Restricted Funds by Endowment	451,340.78
RP Restricted Funds for Purpose	
CMD Restricted for Purpose	
4003411 RP.CMD.Sponsored Events	0.00
4-3411A Youth Programming	11,670.29
4-3411B G.R.O.W.	15,744.23
Total 4003411 RP.CMD.Sponsored Events	\$ 27,414.52
4003500 RP.CMD.Triennium	
4003501 RP.CMD.Triennium.Operating	10,126.25
4003502 RP.CMD.Triennium.Scholarships	12,057.32
Total 4003500 RP.CMD.Triennium	\$ 22,183.57
Total CMD Restricted for Purpose	\$ 49,598.09
COM Restricted for Purpose	
2003226 RP.COM.Pastor Emergency Assist	18,698.63
4003417 RP.COM.Clergy Assistance Fund	4,869.61
4003437 RP.COM.Garnett Presbyterian Church	10,331.03
4003442 RP.COM.Zimmer Scholarship	30,398.03
Total COM Restricted for Purpose	\$ 64,297.30
CPM Restricted for Purpose	
4003423 RP.CPM.Roanoke PC	1,715.68
4003440 RP.CPM HP Candidates	77,814.80
4003441 RP.CPM.Robert Langworthy Trust	143.69
Total CPM Restricted for Purpose	\$ 79,674.17
CPR Restricted for Purpose	
4003428 RP.CPR.Lenexa New Church Development	54,386.11
4003429 RP.CPR.Robert Langworthy Trust	3,363.57
RP.CPR.A Planting and Resurrection Fund	74,500.00
Total CPR Restricted for Purpose	\$ 132,249.68
CRC Restricted for Purpose	
4003450 RP.CRC.Catalog Escrow	-576.79
4003451 RF.CRC.Revolving	4,248.47
Total CRC Restricted for Purpose	\$ 3,671.68
HP Restricted for Purpose	
2003247 RP.HP.Alice M Petitt Fund (Pres Fdn)	4,771.24
2003501 RF.HP.Presbytery Legal Defense	23,823.26

Heartland Presbytery
Balance Sheet
As of September 30, 2018

	Total
4002100 RP.HP Pastoral Leadership During Congregational Crises	3,833.34
4002110 RP.HP.Prepaid Per Capita	4,020.00
4003410 RP.HP.APCE Regional Event	21,827.96
4003412 RP.HP.Community Outreach	2,412.83
4003414 RP.HP.HPC Camper Scholarships	966.21
4003418 RP.HP.Roanoke Inc CDC #3094	9,293.86
4003419 RP.HP.KCMO Roanoke PC	80,000.00
4003425 RP.HP PUIMN	3,096.05
4-3425A Urban Sojourners (YAV)	-2,250.00
Total 4003425 RP.HP PUIMN	\$ 846.05
4003432 RP.HP.LAMP.Lyle-1921 Bldg Windows	2,762.85
4003439 RP.HP.CCRE.Commissioned Ruling Elders	2,193.84
4003454 RP.HP.Immigrant Fellowship	8,510.70
4003455 RP.HP.Presbytery Sabbatical	4,128.10
4003457 RP.HP.Pentecost Offering/Youth	6,713.40
4003466 RP.HP.Virginia Childers	1,717.87
4003468 RF.HP.GA Grants	1,079.83
4003503 RP.HP Spirit of Stewardship	4,803.51
4-3503A Spirit of Stewardship Scholarships	619.00
Total 4003503 RP.HP Spirit of Stewardship	\$ 5,422.51
RP.HP.A Edgar Moore Non-Marital Trust	22,537.51
Total HP Restricted for Purpose	\$ 206,861.36
MSJ Restricted for Purpose	
4003420 RP.MSJ.Peace and Global Witness Offering	5,249.59
4003434 RP.MSJ.Hunger Fnd/2 Cents/Meal	573.76
4003436 RP.MSJ.Guatemala Partnership	
4-3436A General	14,332.78
4-3436B Mission Trips	7,521.97
4-3436C MQ Scholarships	14,706.36
Total 4003436 RP.MSJ.Guatemala Partnership	\$ 36,561.11
4003458 RP.MSJ.Disaster Relief Fund	23,409.37
Total MSJ Restricted for Purpose	\$ 65,793.83
SJM Restricted for Purpose	
4003453 RF.SJM.Thwake Kenya Project	
4-3453A General	-5,952.48
4-3453B Mission Trips	11,303.10
Total 4003453 RF.SJM.Thwake Kenya Project	\$ 5,350.62
Total SJM Restricted for Purpose	\$ 5,350.62
W&F Restricted for Purpose	
4003456 RP.W&F.Media Fund	1,346.19
Total W&F Restricted for Purpose	\$ 1,346.19

Heartland Presbytery
Balance Sheet
As of September 30, 2018

	Total
Total RP Restricted Funds for Purpose	\$ 608,842.92
Total Restricted Funds	\$ 1,060,183.70
Unrestricted Funds	
UD Unrestricted Designated Fund	
CMD Designated	
2003210 UD.CMD.New Ministries Fund	108,949.11
Total CMD Designated	\$ 108,949.11
CPR Designated	
2003246 UD.CPR.Dess Caylor Church Redevelopment Fund (Pres Fdn)	4,233.95
Total CPR Designated	\$ 4,233.95
HP Designated	
2002225 UD.HP.CDC Van Brunt 3241 (NH)	91,529.34
2002226 UD.HP.CDC Presby Land 3262 (NH)	337,803.31
2003201 UD.HP.CDC Van Brunt 3241	8,470.66
2003203 UD.HP.CDC Presby Land 3262	12,196.69
2003205 UD.HP.Endowment Interest	44,256.74
2003206 UD.HP.CDC Stewardship 1135	871.12
2003216 UD.HP.Presbytery Causes	2,100.00
2003230 UD.HP.Fund for Flex. Spending	1,145.87
2003250 UD.HP.Linwood Property	113,387.43
2003502 UD.HP.Property	521,864.08
2003503 UD.HP.Property.Legal	-290,019.05
3502A KS.MERRIAM.4849 England (KUPC; KUPC PW 10690.27)	23,087.30
Total 2003502 UD.HP.Property	\$ 254,932.33
Total HP Designated	\$ 866,693.49
SMI Designated	
2003214 UD.SMI.Calendar & Msn Yearbooks	-3,268.76
2003220 UD.SMI.Habitat House	15,000.00
Total SMI Designated	\$ 11,731.24
Total UD Unrestricted Designated Fund	\$ 991,607.79
UU Unrestricted Undesignated Funds	-17,608.95
Total Unrestricted Funds	\$ 973,998.84
Total Equity	\$ 2,034,182.54
TOTAL LIABILITIES AND EQUITY	\$ 2,067,717.98

September 2018		PER CAPITA				SHARED MISSION				REPORTED MEMBERS		
		Received	Due	Remaining	% Rec'd	Received	Pledged	Pledge Remaining	% Rec'd	2017	2016	2015
4164	ALBANY.FIRST	2,467.53	2,467.53	0.00	100%					56	57	60
4053	APPLETON.PLEASANT RIDGE	692.64	692.64	0.00	100%					16	16	16
2701	ATCHISON.FIRST	4,546.40	6,969.69	2,423.29	65%	3,333.28				166	161	156
3083	BELTON, MO	1,601.73	1,601.73	0.00	100%	510.00				37	37	38
5987	BLUE SPRINGS.CHAPEL HILL	11,168.82	11,168.82	0.00	100%	14,047.65				206	258	258
4054	BUTLER, MO	1,515.15	1,515.15	0.00	100%	3,000.00				33	35	35
4085	BUTLER.WALNUT GROVE		1,948.05	1,948.05	0%					45	45	45
4258	CLINTON.FIRST	5,021.64	5,021.64	0.00	100%					113	116	116
9806	CORDER.FIRST	519.48	519.48	0.00	100%					12	12	12
4168	CRAIG		735.93	735.93	0%					17	17	17
4260	DEEPWATER. FIRST	259.74	259.74	0.00	100%					5	6	6
4170	EASTON		173.16	173.16	0%					0	4	4
2705	EFFINGHAM.UNION	1,255.00	1,991.34	736.34	63%					46	46	46
9807	EXCELSIOR SPRINGS.BARBEE*		216.45	216.45	0%					5	5	5
10366	FAIRFAX.FIRST	2,770.56	2,770.56	0.00	100%	1,000.00				61	64	71
4057	FREEMAN		216.45	216.45	0%					3	5	10
4105	GALLATIN		432.90	432.90	0%					3	10	10
2877	GARDNER.FIRST	7,953.78	9,393.93	1,440.15	85%	721.83				215	217	239
5996	GRANDVIEW.ST MATTHEW	493.16	1,731.60	1,238.44	28%	800.00	1,800.00	1,000.00	44%	38	40	42
9808	HIGGINSVILLE.FIRST	2,640.69	2,640.69	0.00	100%	5,640.00				60	61	61
4264	HOLDEN.FIRST	1,298.70	1,298.70	0.00	100%					30	30	31
9811	INDEPENDENCE.CALVARY*		1,341.99	1,341.99	0%					0	31	31
4060	INDEPENDENCE.FIRST	8,409.04	12,380.94	3,971.90	68%	4,500.00				236	286	311
4090	INDEPENDENCE.TRINITY	4,273.91	5,627.70	1,353.79	76%	1,552.81				127	130	132
11468	KCKS.ARGENTINE UNITED	779.22	779.22	0.00	100%					18	18	21
2883	KCKS.GRANDVIEW PARK	1,255.41	1,255.41	0.00	100%					26	29	31
9813	KCMO.CENTRAL	2,813.85	2,813.85	0.00	100%	5,000.00	5,000.00	0.00	100%	70	65	71
9814	KCMO.CHRIST	1,082.25	1,082.25	0.00	100%					25	25	25
9815	KCMO.COLONIAL*		216.45	216.45	0%					5	5	50
10737	KCMO.COVENANT	512.50	3,290.04	2,777.54	16%					83	76	93
9818	KCMO.IMMANUEL	2,207.79	2,207.79	0.00	100%	3,974.99				51	51	47
9819	KCMO.JOHN KNOX KIRK	9,999.99	9,999.99	0.00	100%	5,000.00	5,000.00	0.00	100%	231	231	247
10325	KCMO.LINWOOD	1,645.02	1,645.02	0.00	100%		4,355.00	4,355.00	0%	35	38	42
11961	KCMO.NORTHEASTMINSTER	519.48	519.48	0.00	100%	2,000.00	2,000.00	0.00	100%	15	12	13
9821	KCMO.NORTHMINSTER	5,162.31	6,883.11	1,720.80	75%					125	159	158
6047	KCMO.PINE RIDGE	583.90	25,714.26	25,130.36	2%					564	594	641
4062	KCMO.SECOND	24,285.69	24,285.69	0.00	100%	30,122.12	40,000.00	9,877.88	75%	549	561	581
10160	KCMO.SOUTH BROADLAND	2,251.08	2,251.08	0.00	100%					50	52	71
4091	KCMO.ST LUKE		216.45	216.45	0%					5	5	5
4061	KCMO.ST MARK		1,904.76	1,904.76	0%					44	44	44
4070	KCMO.ST PAUL	1,082.25	1,082.25	0.00	100%					23	25	24
9824	KCMO.WARD PARKWAY	3,463.20	3,463.20	0.00	100%					57	80	88
4072	KCMO.WESTPORT	2,164.50	2,164.50	0.00	100%	2,750.00	5,000.00	2,250.00	55%	51	50	60
10769	KING CITY		1,688.31	1,688.31	0%					35	39	39

4073	LATOUR	346.32	346.32	0.00	100%					3	8	10
9825	LAWSON.UNITED	1,428.57	1,428.57	0.00	100%					40	33	33
2888	LEAVENWORTH.FIRST	4,805.19	4,805.19	0.00	100%					112	111	97
3649	LEAWOOD	11,168.82	11,168.82	0.00	100%					247	258	219
9826	LEE'S SUMMIT.FIRST	15,757.56	15,757.56	0.00	100%	4,000.00				370	364	375
11486	LEE'S SUMMIT.NEW SPRINGS CC	900.00	3,030.30	2,130.30	30%					49	70	80
9827	LEXINGTON.PRESBY DISCIPLES		1,645.02	1,645.02	0%					38	38	38
9828	LIBERTY.FIRST	5,757.57	5,757.57	0.00	100%	2,000.00				128	133	134
4175	MAITLAND, MO	303.03	303.03	0.00	100%					7	7	7
4176	MARYVILLE.FIRST	2,595.00	3,852.81	1,257.81	67%					64	89	91
11659	MERRIAM.KOREAN UNITED	1,298.70	1,298.70	0.00	100%	500.00	2,000.00	1,500.00	25%	30	30	46
9833	NKC.FIRST	1,645.02	1,645.02	0.00	100%					36	38	39
4077	ODESSA.NEW HORIZONS		1,861.47	1,861.47	0%					37	43	43
2894	OLATHE.FIRST*		432.90	432.90	0%					10	10	15
11558	OLATHE.HERITAGE	3,279.24	4,372.29	1,093.05	75%					105	101	92
12207	OLATHE.NEEMA CC	6,796.00	6,796.53	0.53	100%					157	157	150
12334	OPKS. ARABIC FELLOWSHIP		0.00	0.00	0%					0	0	0
10883	OPKS.GRACE COVENANT	16,824.00	25,238.07	8,414.07	67%	9,885.00				507	583	584
3640	OPKS.KNOX UNITED	16,580.07	17,099.55	519.48	97%					399	395	405
2897	OPKS.OVERLAND PARK		4,242.42	4,242.42	0%					80	98	95
2720	OPKS.ROLLING HILLS	28,473.99	37,965.33	9,491.34	75%					820	877	992
4180	OREGON.WOODVILLE	822.51	822.51	0.00	100%					21	19	19
2776	OSAWATOMIE.FIRST		3,679.65	3,679.65	0%					76	85	186
2778	OTTAWA.WESTMINSTER	6,600.00	8,225.10	1,625.10	80%	2,200.00				188	190	189
2779	PAOLA.FIRST UNITED	1,500.00	2,597.40	1,097.40	58%					47	60	66
2773	PAOLA.MIAMI	216.45	216.45	0.00	100%	500.00				3	5	6
4078	PARKVILLE	10,865.79	10,865.79	0.00	100%	2,666.64				230	251	247
9834	PLATTSBURG.FIRST		822.51	822.51	0%					19	19	19
9835	PLEASANT HILL.FIRST	1,688.31	1,688.31	0.00	100%					33	39	39
11776	PLEASANTON.FIRST		562.77	562.77	0%					10	13	17
2914	PVKS.SOUTHMINSTER	13,506.48	13,506.48	0.00	100%	17,416.00	23,164.00	5,748.00	75%	294	312	320
963	PVKS.VILLAGE	202,683.78	202,683.78	0.00	100%	86,666.68	130,000.00	43,333.32	67%	4,789	4,682	4,776
2784	RANTOUL.COMMUNITY		735.93	735.93	0%					13	17	17
4079	RAYMORE	1,125.54	1,125.54	0.00	100%					28	26	28
4089	RAYTOWN.BLUE RIDGE		5,714.28	5,714.28	0%	1,000.00				132	132	147
6018	RAYTOWN.FAITH		1,168.83	1,168.83	0%					22	27	26
9836	RICHMOND.UNITED	2,813.85	2,813.85	0.00	100%					65	65	70
2884	ROELAND PARK.SOUTHRIDGE	1,515.15	1,515.15	0.00	100%					35	35	39
4186	SAVANNAH.FIRST	606.06	606.06	0.00	100%	400.00	400.00	0.00	100%	15	14	19
2718	SHAWNEE	2,731.95	5,194.80	2,462.85	53%					113	120	123
11796	SHAWNEE.KAW PRAIRIE		21,341.97	21,341.97	0%	5,003.00				493	493	480
4183	SJMO.COMMUNITY	1,255.41	1,255.41	0.00	100%	75.84				26	29	38
10324	SJMO.FIRST	7,575.75	7,575.75	0.00	100%	5,000.00	5,000.00	0.00	100%	173	175	178
4185	SJMO.MAXWELL HEIGHTS	1,298.70	1,298.70	0.00	100%					30	30	47
12074	SJMO.TRINITY	1,888.05	1,948.05	60.00	97%	2,700.00				43	45	46
10539	STANLEY	4,891.77	4,891.77	0.00	100%					0	113	100
4188	STEWARTSVILLE	735.93	735.93	0.00	100%	300.00				17	17	18
663	TARKIO		2,337.66	2,337.66	0%	1,000.00				53	54	60

