
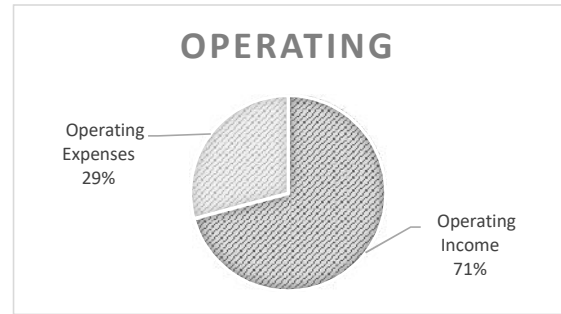
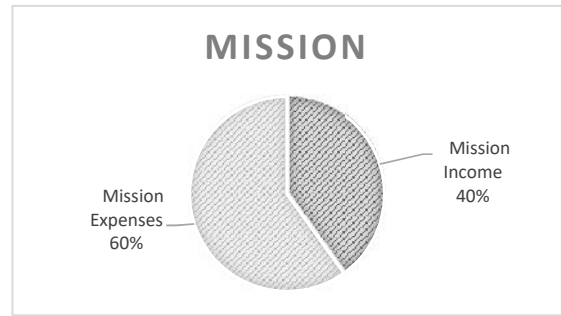


**Heartland Presbytery  
2018 Budget  
January - July, 2018**

	<u>Actual</u>	<u>Total Budget</u>	<u>% of Budget</u>
<b>Income</b>			
Mission Income	152,450.17	497,082.88	30.67%
Operating Income	377,078.17	475,447.83	79.31%
Per Capita Received	122,143.49	152,832.42	79.92%
<b>Total Income</b>	<b>\$ 651,671.83</b>	<b>\$ 1,125,363.13</b>	<b>57.91%</b>
<b>Expenses</b>			
Mission Expenses	228,033.88	497,082.88	45.87%
Operating Expenses	155,296.91	475,447.83	32.66%
Per Capita Remitted	152,832.42	152,832.42	100.00%
<b>Total Expenses</b>	<b>\$ 536,163.21</b>	<b>\$ 1,125,363.13</b>	<b>47.64%</b>
<b>Net Operating Income</b>	<b>\$ 115,508.62</b>	<b>\$ 0.00</b>	
<b>Net Income</b>	<b>\$ 115,508.62</b>	<b>\$ 0.00</b>	



**Heartland Presbytery  
Balance Sheet  
As of July 31, 2018**

	<u>Total</u>
<b>ASSETS</b>	
Total Current Assets	\$ 570,162.87
Total Other Assets	\$ 1,561,681.86
<b>TOTAL ASSETS</b>	<b>\$ 2,131,844.73</b>
<b>LIABILITIES AND EQUITY</b>	
<b>Liabilities</b>	
Total Credit Cards	\$ 1,926.68
Total Other Current Liabilities	\$ 32,345.17
Total Current Liabilities	\$ 34,271.85
Total Liabilities	\$ 34,271.85
<b>Equity</b>	
Restricted Funds	1,086,695.47
Unrestricted Funds	1,010,877.41
Total Equity	\$ 2,097,572.88
<b>TOTAL LIABILITIES AND EQUITY</b>	<b>\$ 2,131,844.73</b>